



**VII. President's Report**

**VIII. Board Member Roundtable Updates**

**Do you still color and hide Easter eggs and for whom?**

**IX. Communications**

**X. Adjournment**

**Adjournment until: Thursday, May 19, 2022, at 5 PM  
at the St. Charles History Museum in the  
Jack and Kathy Brens Exhibit Hall  
215 E. Main Street, St. Charles, Illinois 60174**

# Management Report

St. Charles History Museum

For the period ended February 28, 2022

Prepared on

**March 7, 2022**



**St. Charles History Museum**  
**Budget vs. Actuals: FY\_2022 - FY22 P&L**  
**February 2022**

	Feb 2022	YTD Total	
	Actual	Actual	Budget
<b>REVENUE</b>			
<b>4000 Membership Income</b>		\$ -	\$ 14,000
4010 Baker VIP Memberships	\$ 275	\$ 275	
4020 Indiv Family Memberships	\$ -	\$ 2,400	
<b>4100 Donations</b>		\$ -	\$ 8,000
4150 Donation Box	\$ -	\$ 57	
<b>Total 4000 Membership Income</b>	<b>\$ 275</b>	<b>\$ 2,732</b>	<b>\$ 22,000</b>
<b>4200 Fundraising</b>		\$ -	\$ 25,000
4221 Gala		\$ 2,700	
4260 Brick Pavers		\$ -	\$ 1,000
<b>Total 4200 Fundraising</b>	<b>\$ -</b>	<b>\$ 2,700</b>	<b>\$ 26,000</b>
<b>4400 Programs</b>	<b>\$ -</b>	<b>\$ -</b>	<b>\$ 3,500</b>
<b>4500 Research Fees</b>	<b>\$ -</b>	<b>\$ -</b>	<b>\$ 2,000</b>
<b>4600 Gift Store</b>		\$ -	
4610 Gift Store General Sales	\$ 457	\$ 879	
<b>Total 4600 Gift Store</b>	<b>\$ 457</b>	<b>\$ 879</b>	<b>\$ 12,000</b>
<b>4700 Grants</b>	<b>\$ -</b>	<b>\$ -</b>	<b>\$ 25,000</b>
<b>4800 STC City Funding</b>	<b>\$ -</b>	<b>\$ 7,500</b>	<b>\$ 50,000</b>
<b>4900 Interest Income</b>	<b>\$ -</b>	<b>\$ 2</b>	<b>\$ 100</b>
<b>Total Revenue</b>	<b>\$ 732</b>	<b>\$ 13,813</b>	<b>\$ 140,600</b>

EXPENDITURES	Feb 2022	YTD Total	
	Actual	Actual	Budget
5600 Gift Store Expenses		\$ -	
5610 GS General Purchases	\$ 164	\$ 136	
5641 Square Fees		\$ 1	
<b>Total 5600 Gift Store Expenses</b>	<b>\$ 164</b>	<b>\$ 137</b>	<b>\$ 6,000</b>
5000 Membership Expenses	\$ 27	\$ 27	\$ 1,500
5200 Fundraising Expenses		\$ -	
5201 Licenses City	\$ 500	\$ 500	
<b>Total 5200 Fundraising Expenses</b>	<b>\$ 500</b>	<b>\$ 500</b>	<b>\$ 6,000</b>
5400 Program Costs		\$ -	\$ 1,500
6400 Exhibits	\$ -	\$ -	\$ 3,000
8000 Collection Care	\$ -	\$ -	\$ 8,850
8010 Collection Care Expenses	\$ -	\$ 338	
8020 Offsite Collection Storage	\$ 450	\$ 1,043	
<b>Total 8000 Collection Care</b>	<b>\$ 450</b>	<b>\$ 1,381</b>	<b>\$ 11,850</b>
6010 Payroll Expenses	\$ 6,142	\$ 14,821	
6050 Payroll Taxes	\$ 470	\$ 2,786	
<b>Total 6010 Payroll Expenses</b>	<b>\$ 6,611</b>	<b>\$ 17,607</b>	<b>\$ 84,000</b>
6100 Building Operations		\$ -	
6110 Electric, Water and Sewer	\$ 595	\$ 881	
6120 Gas	\$ 551	\$ 906	
6130 Maintenance	\$ 38	\$ 76	
6131 Janitorial	\$ -	\$ 24	
<b>Total 6100 Building Operations</b>	<b>\$ 1,185</b>	<b>\$ 1,888</b>	<b>\$ 7,000</b>
6300 Office Expense	\$ 50	\$ 50	
6320 Office Supplies	\$ 337	\$ 455	
6321 Printer Service	\$ 81	\$ 275	
6322 Copies	\$ -	\$ 170	
6323 Tech Support	\$ 167	\$ 747	
6350 Office Expense Misc	\$ -	\$ 14	
<b>Total 6300 Office Expense</b>	<b>\$ 635</b>	<b>\$ 1,711</b>	<b>\$ 7,000</b>
6500 Telephone / Communication	\$ 216	\$ 417	\$ 3,500
6600 Insurance Expenses	\$ -	\$ 205	
6610 Commerical & Wcomp		\$ 27	
<b>Total Insurance Expenses</b>		<b>\$ 232</b>	<b>\$ 6,000</b>
6800 Postage Expenses	\$ 60	\$ 60	\$ 150
6900 Dues Expenses	\$ -	\$ 118	\$ 500
7000 Promotion & Advertising Ex	\$ 75	\$ 150	\$ 1,500
7100 Professional Fees	\$ -	\$ 795	\$ 3,000
7400 Staff Development	\$ -	\$ -	\$ 1,000
<b>Total Expenditures</b>	<b>\$ 9,896</b>	<b>\$ 25,024</b>	<b>\$ 140,500</b>





# St. Charles History Museum

## Balance Sheet Prev Year Comparison

As of February 28, 2022

	TOTAL	
	AS OF FEB 28, 2022	AS OF FEB 28, 2021 (PY)
<b>ASSETS</b>		
Current Assets		
Bank Accounts		
1000 Cash Accounts	2,587.99	639.86
1020 Checking First State Bank	13,948.00	38,514.48
1025 Savings First State Bank	1,270.02	1,267.93
1030 Petty Cash	275.00	275.00
1035 PPP Checking	0.00	15,146.96
<b>Total 1000 Cash Accounts</b>	<b>18,081.01</b>	<b>55,844.23</b>
<b>Total Bank Accounts</b>	<b>\$18,081.01</b>	<b>\$55,844.23</b>
Accounts Receivable		
1100 Accounts Receivable	0.00	0.00
<b>Total Accounts Receivable</b>	<b>\$0.00</b>	<b>\$0.00</b>
Other Current Assets		
1200 Undeposited Funds	0.00	0.00
Inventory Asset	0.00	
<b>Total Other Current Assets</b>	<b>\$0.00</b>	<b>\$0.00</b>
<b>Total Current Assets</b>	<b>\$18,081.01</b>	<b>\$55,844.23</b>
Fixed Assets		
1400 Fixed Assets		
1420 Computers & Related Equip	7,299.00	7,299.00
1430 Displays	4,383.00	4,383.00
1440 Furniture & Fixtures	8,740.00	8,740.00
1490 Accumulated Depreciation	-16,422.00	-16,422.00
<b>Total 1400 Fixed Assets</b>	<b>4,000.00</b>	<b>4,000.00</b>
<b>Total Fixed Assets</b>	<b>\$4,000.00</b>	<b>\$4,000.00</b>
Other Assets		
1720 Investment Acct - Security	164,935.50	122,389.87
<b>Total Other Assets</b>	<b>\$164,935.50</b>	<b>\$122,389.87</b>
<b>TOTAL ASSETS</b>	<b>\$187,016.51</b>	<b>\$182,234.10</b>

# St. Charles History Museum

## Balance Sheet Prev Year Comparison

As of February 28, 2022

	TOTAL	
	AS OF FEB 28, 2022	AS OF FEB 28, 2021 (PY)
<b>LIABILITIES AND EQUITY</b>		
Liabilities		
Current Liabilities		
Accounts Payable		
2000 Accounts Payable	182.04	
<b>Total Accounts Payable</b>	<b>\$182.04</b>	<b>\$0.00</b>
Other Current Liabilities		
2020 PPP Loan	0.00	16,750.00
2030 Gas Pump Loan	4,000.00	4,000.00
2100 Payroll Liabilities	0.00	
2110 Federal Withholding	0.00	-720.49
2120 FICA & MC	0.00	-920.42
2160 Illinois WH	0.00	202.00
<b>Total 2100 Payroll Liabilities</b>	<b>0.00</b>	<b>-1,438.91</b>
IL Dept of Revenue - Sales Tax Payable	327.00	91.10
Sales Tax Payable	1.92	
<b>Total IL Dept of Revenue - Sales Tax Payable</b>	<b>328.92</b>	<b>91.10</b>
<b>Total Other Current Liabilities</b>	<b>\$4,328.92</b>	<b>\$19,402.19</b>
<b>Total Current Liabilities</b>	<b>\$4,510.96</b>	<b>\$19,402.19</b>
<b>Total Liabilities</b>	<b>\$4,510.96</b>	<b>\$19,402.19</b>
Equity		
3000 Opening Balance Equity	158,072.15	158,072.15
3200 Unrestricted Net Assets	39,370.35	912.50
Net Revenue	-14,936.95	3,847.26
<b>Total Equity</b>	<b>\$182,505.55</b>	<b>\$162,831.91</b>
<b>TOTAL LIABILITIES AND EQUITY</b>	<b>\$187,016.51</b>	<b>\$182,234.10</b>



# Month End Board Financial Report

For the period ended March 31, 2022

Prepared by  
**Tom Anderson, Treasurer**

Prepared on  
**April 3, 2022**

For management use only





**St. Charles History Museum**  
**Budget vs. Actuals: FY\_2022 - FY22 P&L**  
**Mar-22**

	Mar-22	YTD Total	
	Actual	Actual	Budget
<b>REVENUE</b>			
<b>4000 Membership Income</b>		\$ -	\$ 14,000
4010 Baker VIP Memberships	\$ 700	\$ 1,750	
4020 Indiv Family Memberships	\$ 50	\$ 150	
4030 SS Jones + Memberships	\$ 1,700	\$ 4,775	
<b>4100 Donations</b>	\$ 500	\$ 500	\$ 8,000
4130 Gift Donations	\$ 500	\$ 500	
4150 Donation Box	\$ 57	\$ 57	
4160 Memorial Gifts	\$ 50	\$ 50	
4170 Organ. Mtg Donations	\$ 50	\$ 50	
4199 Donations Other	\$ -		
<b>Total 4000 Membership Income</b>	<b>\$ 3,607</b>	<b>\$ 7,832</b>	<b>\$ 22,000</b>
<b>4200 Fundraising</b>	\$ -	\$ 75	\$ 25,000
4221 Gala	\$ -	\$ 2,800	
4222 Event Reservations	\$ 94	\$ 94	
4224 Event Donations	\$ 52	\$ 52	
4260 Brick Pavers	\$ -	\$ -	\$ 1,000
<b>Total 4200 Fundraising</b>	<b>\$ -</b>	<b>\$ 3,021</b>	<b>\$ 26,000</b>
<b>4400 Programs</b>	\$ 34	\$ 44	\$ 3,500
4492 Museum Admissions	\$ 46	\$ 46	
	<b>\$ 79</b>	<b>\$ 89</b>	
<b>4500 Research Fees</b>	\$ -	\$ -	\$ 2,000
<b>4600 Gift Store</b>		\$ -	
4610 Gift Store General Sales	\$ 539	\$ 1,724	
<b>Total 4600 Gift Store</b>	<b>\$ 539</b>	<b>\$ 1,724</b>	<b>\$ 12,000</b>
<b>4700 Grants</b>	\$ -	\$ -	\$ 25,000
<b>4800 STC City Funding</b>	\$ 7,500	\$ 15,000	\$ 50,000
<b>4900 Interest Income</b>	\$ -	\$ 2	\$ 100
<b>Total Revenue</b>	<b>\$ 11,679</b>	<b>\$ 27,623</b>	<b>\$ 140,600</b>

EXPENDITURES	Mar-22	YTD Total	
	Actual	Actual	Budget
5600 Gift Store Expenses	\$ (12)		
5610 GS General Purchases	\$ -	\$ 124	
5630 Credit Card Fees	\$ (13)	\$ (13)	
5640 Shipping	\$ 57	\$ 57	
5641 Square Fees	\$ 15	\$ 16	
<b>Total 5600 Gift Store Expenses</b>	<b>\$ 47</b>	<b>\$ 184</b>	<b>\$ 6,000</b>
5000 Membership Expenses	\$ 27	\$ 27	\$ 1,500
5200 Fundraising Expenses		\$ -	
5201 Licenses City	\$ 500	\$ 500	
5210 Gala Expenses	\$ 1,000	\$ 1,000	
<b>Total 5200 Fundraising Expenses</b>	<b>\$ 500</b>	<b>\$ 1,500</b>	<b>\$ 6,000</b>
5400 Program Costs	\$ 45	\$ 45	\$ 1,500
6400 Exhibits	\$ -	\$ -	\$ 3,000
8000 Collection Care	\$ -	\$ -	\$ 8,850
8010 Collection Care Expenses	\$ -	\$ 338	
8020 Offsite Collection Storage	\$ 616	\$ 1,404	
<b>Total 8000 Collection Care</b>	<b>\$ 616</b>	<b>\$ 1,742</b>	<b>\$ 11,850</b>
6010 Payroll Expenses	\$ 6,142	\$ 20,962	
6050 Payroll Taxes	\$ 470	\$ 3,256	
<b>Total 6010 Payroll Expenses</b>	<b>\$ 6,611</b>	<b>\$ 24,219</b>	<b>\$ 84,000</b>
6100 Building Operations	\$ 13,166	\$ 13,166	
6110 Electric, Water and Sewer	\$ 423	\$ 1,595	
6120 Gas	\$ 203	\$ 1,109	
6130 Maintenance	\$ 38	\$ 114	
6131 Janitorial	\$ 34	\$ 58	
<b>Total 6100 Building Operations</b>	<b>\$ 13,863</b>	<b>\$ 16,042</b>	<b>\$ 7,000</b>
6300 Office Expense	\$ -	\$ 50	
6320 Office Supplies	\$ 280	\$ 735	
6321 Printer Service	\$ -	\$ 263	
6322 Copies	\$ 170	\$ 712	
6323 Tech Support	\$ 120	\$ 918	
6350 Office Expense Misc	\$ 157	\$ 171	
<b>Total 6300 Office Expense</b>	<b>\$ 727</b>	<b>\$ 2,849</b>	<b>\$ 7,000</b>
6500 Telephone / Communication	\$ 248	\$ 795	\$ 3,500
6600 Insurance Expenses	\$ -	\$ 205	
6610 Commerical & Wcomp		\$ 27	
<b>Total Insurance Expenses</b>		<b>\$ 232</b>	<b>\$ 6,000</b>
6800 Postage Expenses	\$ 66	\$ 126	\$ 150
6900 Dues Expenses	\$ 35	\$ 118	\$ 500
7000 Promotion & Advertising Ex	\$ 198	\$ 348	\$ 1,500
7100 Professional Fees	\$ -	\$ 795	\$ 3,000
7400 Staff Development	\$ -	\$ -	\$ 1,000
<b>Total Expenditures</b>	<b>\$ 22,957</b>	<b>\$ 49,023</b>	<b>\$ 140,500</b>
Net Revenue	\$ (11,277)	\$ (21,400)	

# St. Charles History Museum

## Balance Sheet\_Statement of Financial Position Comparison

As of March 31, 2022

	TOTAL	
	AS OF MAR 31, 2022	AS OF MAR 31, 2021 (PY)
<b>ASSETS</b>		
Current Assets		
Bank Accounts		
1000 Cash Accounts	9,920.86	3,825.90
1020 Checking First State Bank	8,087.82	40,346.55
1025 Savings First State Bank	1,270.02	1,268.56
1030 Petty Cash	275.00	275.00
1035 PPP Checking	0.00	11,870.86
<b>Total 1000 Cash Accounts</b>	<b>19,553.70</b>	<b>57,586.87</b>
<b>Total Bank Accounts</b>	<b>\$19,553.70</b>	<b>\$57,586.87</b>
Accounts Receivable		
1100 Accounts Receivable	0.00	0.00
<b>Total Accounts Receivable</b>	<b>\$0.00</b>	<b>\$0.00</b>
Other Current Assets		
12000 Undeposited Funds	100.72	0.00
Inventory Asset	0.00	
<b>Total Other Current Assets</b>	<b>\$100.72</b>	<b>\$0.00</b>
<b>Total Current Assets</b>	<b>\$19,654.42</b>	<b>\$57,586.87</b>
Fixed Assets		
1400 Fixed Assets		
1420 Computers & Related Equip	7,299.00	7,299.00
1430 Displays	4,383.00	4,383.00
1440 Furniture & Fixtures	8,740.00	8,740.00
1490 Accumulated Depreciation	-16,422.00	-16,422.00
<b>Total 1400 Fixed Assets</b>	<b>4,000.00</b>	<b>4,000.00</b>
<b>Total Fixed Assets</b>	<b>\$4,000.00</b>	<b>\$4,000.00</b>
Other Assets		
1720 Investment Acct - Security	164,935.50	132,995.06
<b>Total Other Assets</b>	<b>\$164,935.50</b>	<b>\$132,995.06</b>
<b>TOTAL ASSETS</b>	<b>\$188,589.92</b>	<b>\$194,581.93</b>

# St. Charles History Museum

## Balance Sheet\_Statement of Financial Position Comparison

As of March 31, 2022

	TOTAL	
	AS OF MAR 31, 2022	AS OF MAR 31, 2021 (PY)
<b>LIABILITIES AND EQUITY</b>		
Liabilities		
Current Liabilities		
Accounts Payable		
2000 Accounts Payable	908.64	
<b>Total Accounts Payable</b>	<b>\$908.64</b>	<b>\$0.00</b>
Other Current Liabilities		
2020 PPP Loan	0.00	16,750.00
2030 Gas Pump Loan	4,000.00	4,000.00
2100 Payroll Liabilities	0.00	
2110 Federal Withholding	0.00	-720.49
2120 FICA & MC	0.00	-920.42
2160 Illinois WH	0.00	202.00
<b>Total 2100 Payroll Liabilities</b>	<b>0.00</b>	<b>-1,438.91</b>
IL Dept of Revenue - Sales Tax Payable	327.00	170.38
Sales Tax Payable	37.88	
<b>Total IL Dept of Revenue - Sales Tax Payable</b>	<b>364.88</b>	<b>170.38</b>
<b>Total Other Current Liabilities</b>	<b>\$4,364.88</b>	<b>\$19,481.47</b>
<b>Total Current Liabilities</b>	<b>\$5,273.52</b>	<b>\$19,481.47</b>
<b>Total Liabilities</b>	<b>\$5,273.52</b>	<b>\$19,481.47</b>
Equity		
3000 Opening Balance Equity	158,072.15	158,072.15
3200 Unrestricted Net Assets	49,158.87	912.50
Net Revenue	-23,914.62	16,115.81
<b>Total Equity</b>	<b>\$183,316.40</b>	<b>\$175,100.46</b>
<b>TOTAL LIABILITIES AND EQUITY</b>	<b>\$188,589.92</b>	<b>\$194,581.93</b>

Gift Shop Sales													
Year	JAN	FEB	MAR	APR	MAY	JUN	JUL	AUG	SEP	OCT	NOV	DEC	YT
2020	\$466	\$1,538	\$442	\$352	\$276	\$1,260	\$1,123	\$1,635	\$776	\$1,272	\$811	\$2,776	<b>\$12,733</b>
2021	\$316	\$511	\$1,095	\$787	\$1,337	\$1,568	\$1,574	\$1,691	\$1,161	\$1,094	\$561	\$2,306	<b>\$15,157</b>
2022	\$166	\$828	\$446	\$709									<b>\$2,470</b>

**I. First Quarter Review**

**A. Gift Shop Sales: \$2,470**

**B. Visitor Count: 258 (about 100 were from St. Patrick’s Day Parade – was not able to count every person)**

**C. Volunteer Hours: 138.5**

**II. Gift Shop Training – Board Members**

**A.** There are times when the Museum needs some additional staffing/volunteers to help run the gift shop and help customers. We are considering having the Museum open on select Sundays this summer, and that will require some volunteer help. I think it would be a great idea to get every board member “Gift Shop Certified.” This would include knowing the product we carry and where we store extras; ringing up people on the cash register; knowing how to open and close the Museum. I can also train on locking up and setting the alarm, but let’s just start with gift shop training first. **To make this as easy as possible, please contact me individually and schedule a time to get trained.** I will be scheduling a regular open-to-the-public volunteer training day in May, but for now I’d like to handle board member training on an individual basis so I can spend more time with each person to make sure everyone knows what to do. We can start this at any time, so just let me know when you would like to get trained.

**III. Programs**

**A. Adopt an Artifact**

**1.** The Adopt an Artifact program is going really well. So far we have five artifacts that have been adopted, including: Civil War Drum, Col. Baker’s Cane, Riverboat wheel, Municipal Light, and the East vs. North Football. I now have it up on our website, listing what artifacts are available and which ones have been adopted. Adoptions last up to one year. I wasn’t sure how this program was going to pan out at first, but I am so happy to see that it’s doing exactly what I intended. We have three artifacts adopted by kids! The beauty of this program is that we can continuously add artifacts, keeping it fresh. Very excited that we have it up and running.

**B. Seeds for Victory program**

**1.** Saturday, April 30<sup>th</sup> we are inviting kids to come to the Museum and help us plant our garden using seeds from the SCPL Seed Library. Kids will also get to plant their own seeds in little pots, and take home a plant journal to record the process. We are considering planning a follow up program in August when most plants are matured so kids can share their findings. The idea is to teach kids the Victory Garden history in St. Charles, which there is quite a lot of, and also introducing them to gardening and why it’s important. **Volunteers Needed: If you would like to volunteer and help out**



**for this program, please let me know!**

**IV. Community Outreach**

**A. St. Charles Kiwanis**

1. Golden K - I had the pleasure of speaking with Golden Kiwanis on Thursday, April 7th. I talked about the Museum and all the fun and exciting things coming up at the Museum.
2. St. Charles Kiwanis – We hosted the St. Charles Kiwanis to the Museum to celebrate their 75<sup>th</sup> Anniversary on Sat. April 9. It turned out to be such a great event. The Kiwanians decorated the front display windows and set up a display case in the Exhibit of all things Kiwanian. We offered Kiwanians our VIP Baker Member Level for \$75 instead of \$100 for the month of April. So far we have had about 4 Kiwanians sign up at the Baker level which is great. These memberships will renew at the full \$100.
3. St. Charles Kiwanis Grant Presentation – I will be talking to the St. Charles Kiwanis on Tuesday, April 26<sup>th</sup> about what we are doing with the grant money they awarded us.

**V. School Programs**

- A. I spoke to the Wild Rose 2<sup>nd</sup> Graders on Thursday, April 14<sup>th</sup>. I did my presentation on the history of St. Charles schools. The kids and teachers absolutely loved the program.
- B. I am scheduled to do a presentation at Lincoln School as well as Davis School later this month. These programs will be just on St. Charles general history.

**UPCOMING EVENTS & DATES TO REMEMBER**


- ❖ **Wednesday, April 27<sup>th</sup>: Museum Night at Club Arcada @ 6PM**
- ❖ **Saturday, April 30<sup>th</sup>: Victory Garden Program @ 10AM**
- ❖ **Saturday, May 14<sup>th</sup>: Leslie Goddard as Clara Barton, Civil War Battlefield Nurse program @ 10AM**



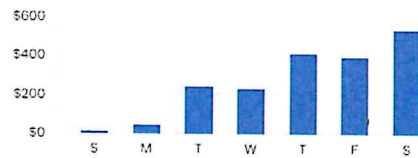
# Q1 Curious Fox Sales By Month /Day of the Week /Time of Day

Jan. 1, 2022–Mar. 31, 2022


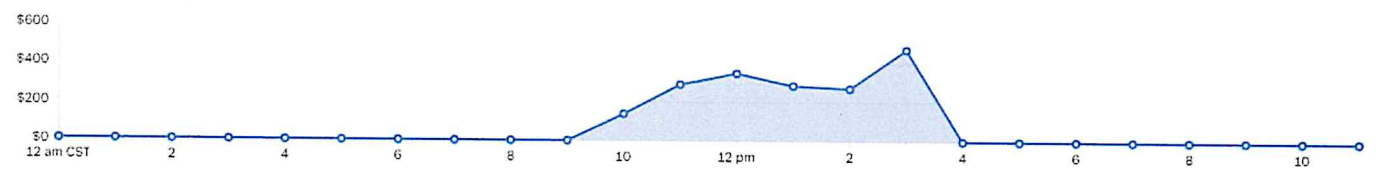
JAN. 2022–MAR. 2022



DAY OF WEEK



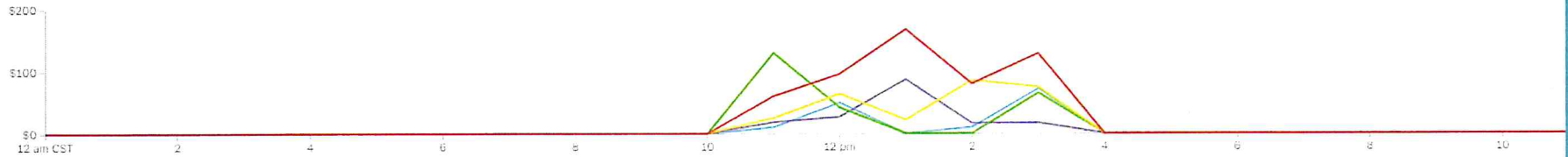
TIME OF DAY



# Q1 Curious Fox Sales By Item Categories/Time of Day

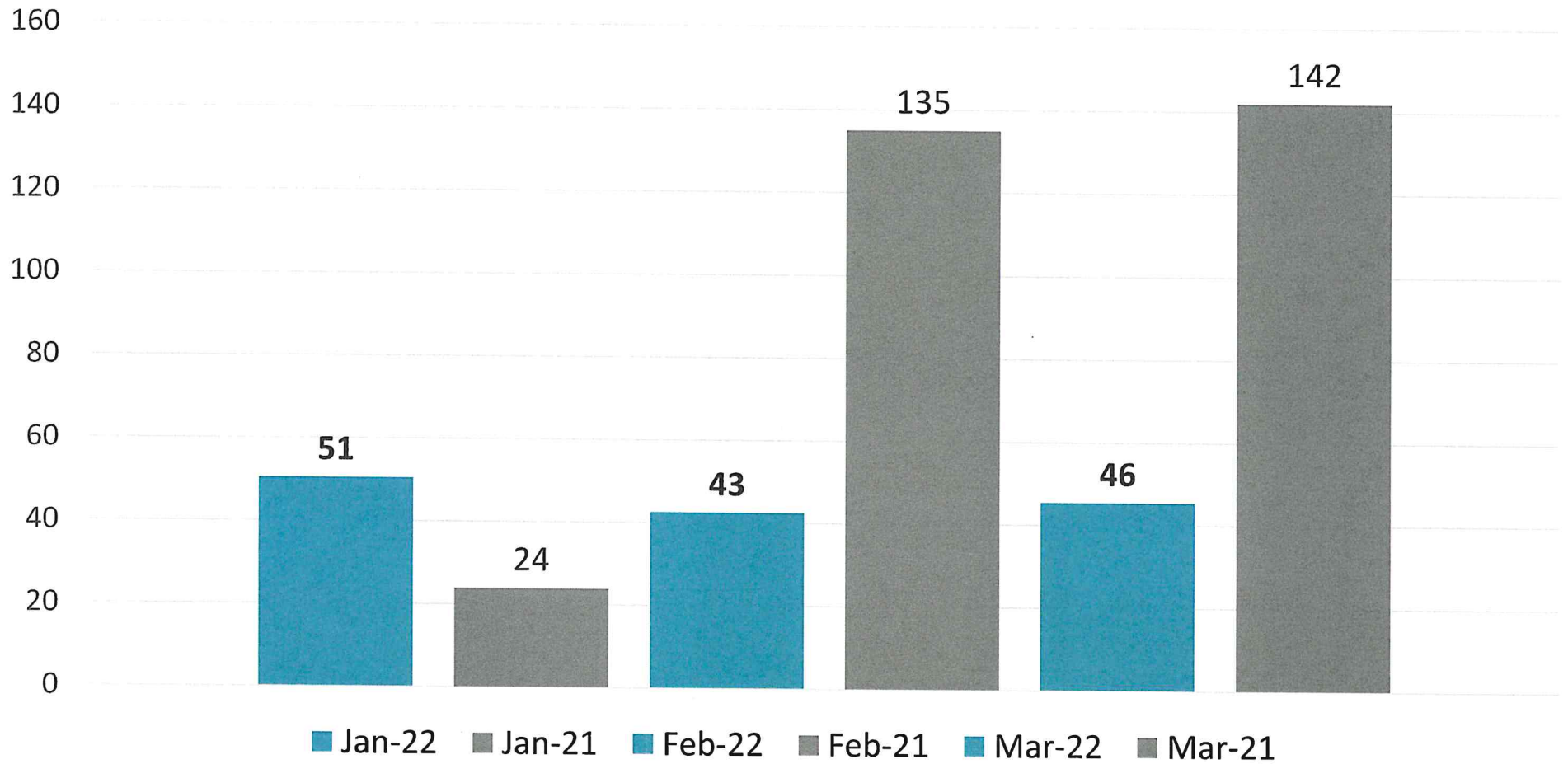
## Top 5 Categories: Gross Sales

● Home Goods: \$533.00  
 ● Books & Maps: \$271.61  
 ● Clothing & Accessories: \$237.00  
 ● Museum Admission: \$165.00  
 ● Art & Posters: \$141.85

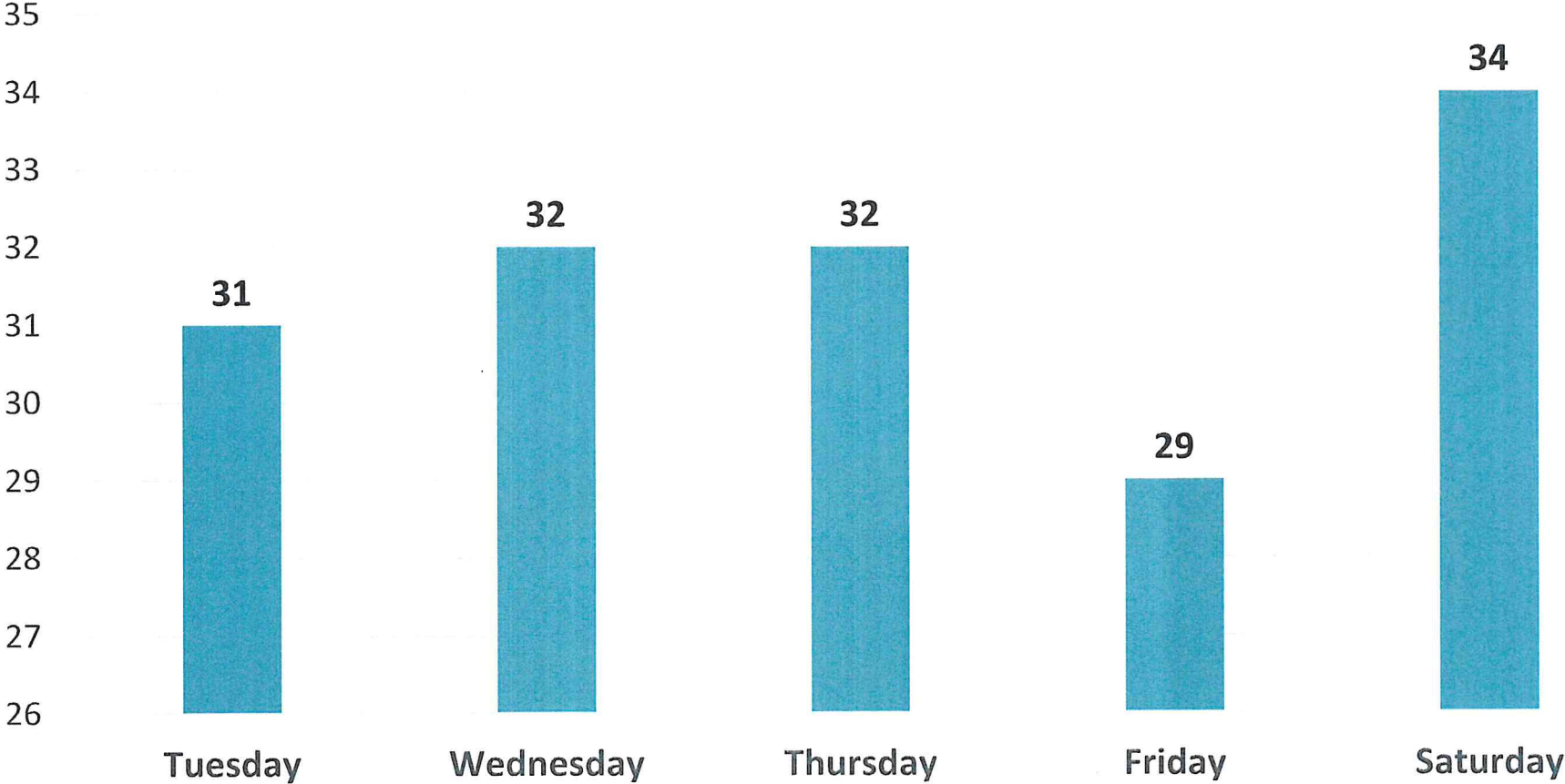


Category	Items Sold	Gross Sales
Uncategorized	3	\$67.00
Art & Posters	9	\$141.85
Books & Maps	13	\$271.61
CDs & DVDs	1	\$24.95
Clothing & Accessories	11	\$237.00
Donations	2	\$21.00
Home Goods	31	\$533.00
Misc	2	\$60.00
Museum Admission	90	\$165.00
Seasonal	1	\$5.00
<b>Total</b>	<b>197</b>	<b>\$1,670.66</b>

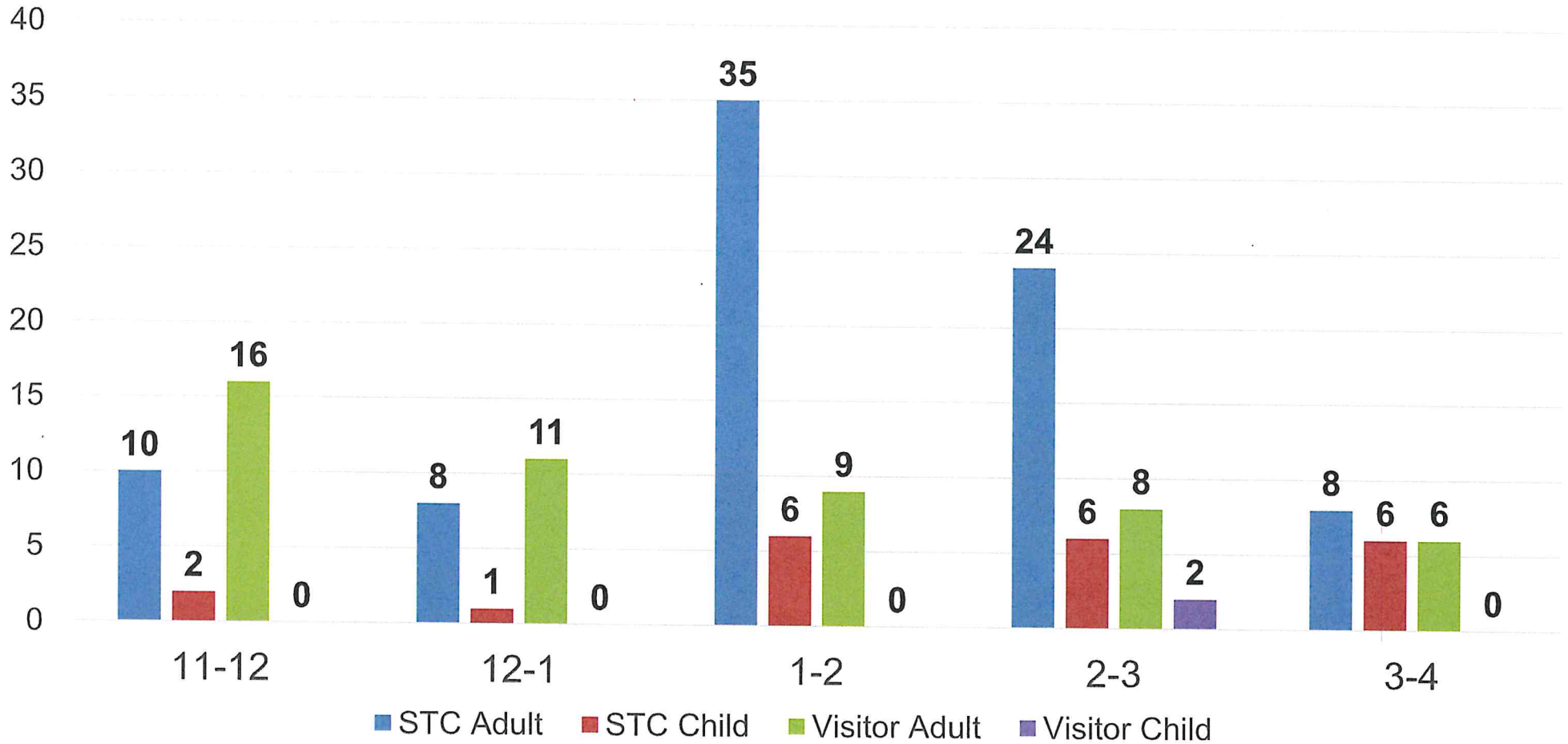
## Volunteer Hours 2022 Q1 vs 2021 Q1



# Museum Attendance 2022 Q1



# Q1 2022 Musuem Attendance



**Total Attendance 158**



# Volunteer Hours 2022 Q1

